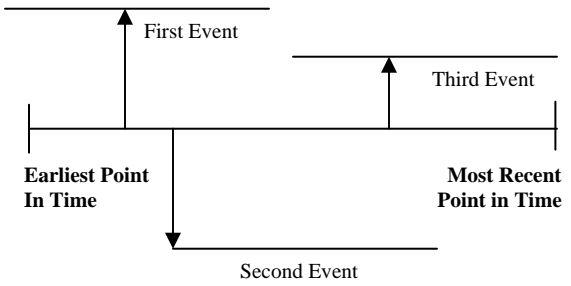
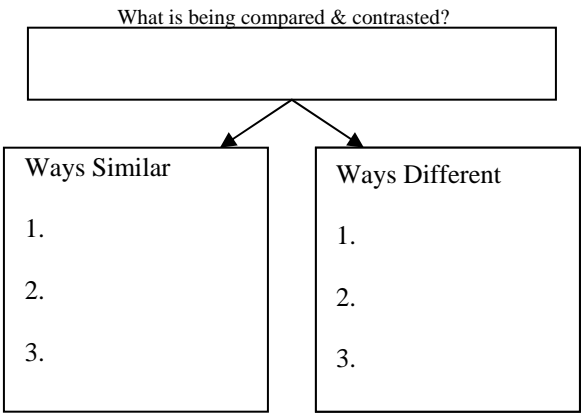
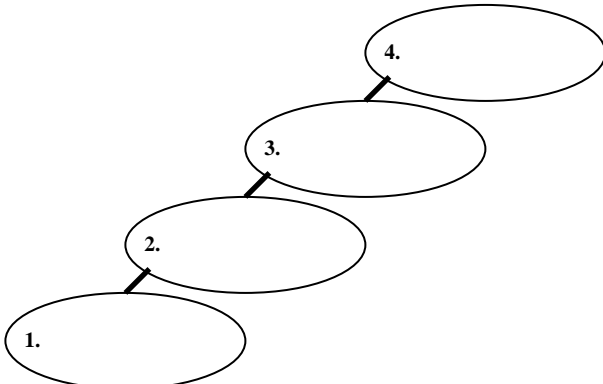
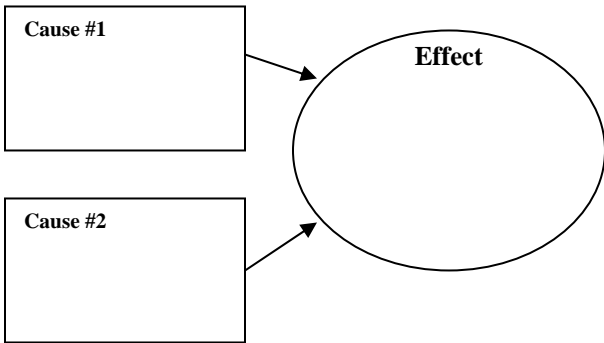
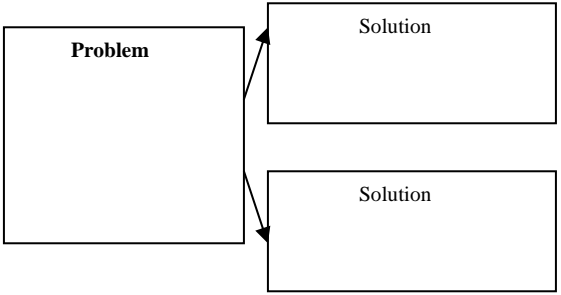
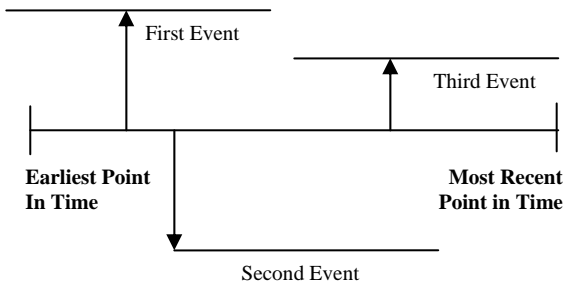


Identifying Text Structure #1

Name : _____

Directions: Read the passages. Identify the text structure. Write information from the passage into the appropriate graphic organizer.

<p>Which passage is chronological? Put information from the passage onto the graphic organizer.</p> <p>Passage Name: _____</p> 	<p>Which passage is compare and contrast? Put information from the passage onto the graphic organizer.</p> <p>Passage Name: _____</p> 	<p>Which passage is sequence? Put information from the passage onto the graphic organizer.</p> <p>Passage Name: _____</p> 
<p>Which passage is cause and effect? Put information from the passage onto the graphic organizer.</p> <p>Passage Name: _____</p> 	<p>Which passage is problem and solution? Put information from the passage onto the graphic organizer.</p> <p>Passage Name: _____</p> 	<p>Which passage is chronological? Put information from the passage onto the graphic organizer.</p> <p>Passage Name: _____</p> 

Passage #1 – Chemical and Physical Changes

All matter, all things can be changed in two ways: chemically and physically. Both chemical and physical changes affect the state of matter. Physical changes are those that do not change the make-up or identity of the matter. For example, clay will bend or flatten if squeezed, but it will still be clay. Changing the shape of clay is a physical change, and does not change the matter's identity. Chemical changes turn the matter into a new kind of matter with different properties. For example, when paper is burnt, it becomes ash and will never be paper again. The difference between them is that physical changes are temporary or only last for a little while, and chemical changes are permanent, which means they last forever. Physical and chemical changes both affect the state of matter.

Passage #2 – The Best PB & J Ever

When I got home from school after a long boring day, I took out the peanut butter, jelly, and bread. After taking the lid off of the jars, I spread the peanut butter on one side of the bread and the jelly on the other, and then I put the two pieces of bread together. After that, I enjoyed it while watching "Cops" on the TV. I swear, that was the best peanut butter and jelly sandwich I ever ate.

Passage #3 - Gail Devers

Devers experienced the highlight of any sprinter's career, as she stood on the huge platform in the giant stadium and received an Olympic gold medal.

Eighteen months earlier she wasn't thinking about running. She was hoping that she would be able to walk again.

Just four years earlier, in the summer of 1988, as Devers was training for the Olympic Games, to be held in Seoul, South Korea, she began to feel very tired all the time and failed to make the Olympic finals.

Passage #4 – Restoring Toads

Dr. Knapp doesn't want people to sit back and let the toad vanish. He believes that everyone is responsible for restoring the toad species. Dr. Knapp thinks we could help restore the toad population if we stop mowing parts of our lawns and let the grass grow wild to reserve space for the toad. He also believes we need to stop using pesticides and fertilizers. The chemicals kill the insects that toads eat. If we preserve some spaces in our lawns and stop using fertilizers, Dr. Knapp believes we can save the toads.

Passage #5 – City Growth

In recent decades, cities have grown so large that now about 50% of the Earth's population lives in urban areas. There are several reasons for this occurrence. First, the increasing industrialization of the nineteenth century resulted in the creation of many factory jobs, which tended to be located in cities. These jobs, with their promise of a better material life, attracted many people from rural areas. Second, there were many schools established to educate the children of the new factory laborers. The promise of a better education persuaded many families to leave farming communities and move to the cities. Finally, as the cities grew, people established places of leisure, entertainment, and culture, such as sports stadiums, theaters, and museums. For many people, these facilities made city life appear more interesting than life on the farm, and therefore drew them away from rural communities.

Passage #6 - Microscope

1. Plug in the lamp.
2. Place a sample of what you wish to observe on a slide.
3. Adjust the mirror so it reflects light from the room up into the objective lens.
4. Place your slide with the specimen directly over the center of the glass circle on the stage.
5. With the LOW POWER objective lens placed over the slide, use the coarse focus knob.
6. Look through the eye piece with one eye while closing the other eye.